

WEL- COME TO SCHOOL



**TAPWARE FOR SCHOOLS,
FROM NURSERY SCHOOLS TO HIGHER EDUCATION ESTABLISHMENTS**

PRESTO®
loves water



CONTENTS

THE STAKES OF TAPWARE

Security: ensuring a safe environment	4-5
Water: reducing water consumption	6-7
The experience: adapting use for all ages	8-9
Maintenance: promoting cleanliness and sustainability of facilities	10-11

EDUCATION SELECTION

For all educational establishments	12-13
For nursery and primary school	14
For high school, college, and university	14

THE DIVERSITY

OF EDUCATIONAL INSTITUTIONS

Educational establishments are visited by a wide variety of people. In these educational environments, where health and safety are an absolute priority, the tapware is among the key equipment at the heart of Mains developments.

- Considering the well-being of children

With infrastructures increasingly adapted to the needs of children based on their level of learning, autonomy, and more specific or inclusive accommodation requirements.

- The constant improvement of hygiene and safety in facilities

Providing a healthy environment free from accident risks.


- Efficient management of institutions

With better control over water consumption and ultra-durable installations that withstand excess use.

Ensuring safe and suitable tapware for children and educational staff is a complex challenge for school administrators and municipalities responsible for managing schools.

By developing high-quality and specifically adapted products, PRESTO supports local authorities in this important mission and contributes to creating an environment that is conducive to learning and the development of younger generations.

PRESTO loves water



SECURITY

ENSURING A SAFE ENVIRONMENT




Educational institutions host children and young adults throughout the day. Their safety requires constant attention:

- for nursery schools, it is important to take into account the lack of autonomy and danger awareness;
- for secondary schools, the risk of vandalism needs to be anticipated;
- strict regulations must be followed (including anti-legionella measures);
- the risk of injury caused by broken equipment must be prevented;
- the risk of scald injuries must be avoided.

BETWEEN 35° AND 45°
This is the temperature at which the taps should be set.

Source: EN 1111 / EN 1287 / WHOlding Technical Guidelines



PRESTO 4000 S®
The mechanical timed-flow washbasin mixer with anti-vandal system (anti-blocking system ).



SENSAO® 8100N
The concealed sensor timed-flow urinal tap prevents any risk of it being pulled out or damaged.



AVOIDED RISKS

In order to ensure a healthy environment for students and the adults who supervise them (teaching staff, nursery/teaching assistants, etc.), PRESTO develops solutions that minimize risks as much as possible.

- Bacterial proliferation

Our contactless electronic taps allow water to be turned on and off without touching the tap, and we offer adjustable periodic automatic rinses.

- Scalds

Our thermostatic taps incorporating MasterMix® technology provide double protection for users.

- Vandalism

We develop anti-vandalism products, equipped with an anti-blocking safety system (Ⓢ) that prevents continuous water flow or with concealed installations.



PRESTO LINEA®
Sensor tap without manual contact.



MASTERMIX®
The thermostatic shower mixer suitable for use by nursery assistant to clean up children who have had an accident.

THE PROCEDURE

There are no specific regulations for sanitary facilities in schools, so it is necessary to refer to the Labour Code, the recommendations of local authorities, and the standard departmental sanitary regulations.



Infos and advice on our social media to enhance the safety of your sanitary facilities

#ISAVEWATER

WATER



REDUCING WATER CONSUMPTION

When it comes to saving water, educational establishments must set an example by reducing their own consumption, and fulfilling their educational role by informing the younger generations about the importance of preserving nature's resources. Their constraints are multiple:

- highly water-consuming infrastructures, which are heavily used and need to be controlled (toilets, canteens or cafeterias, water points, etc.);
- energy costs that need to be controlled;
- users who are often not mindful of their consumption and need guidance;
- an exemplary attitude to adopt.

20 LITRES OF WATER PER DAY

This is the average consumption of a student at school.

Source: Water Information Centre



LINEA® TOUCH®

Sensitive timed-flow mixer, deck-mounted.



PRESTO LINEA®

Single sensor tap, contactless tap, **PRESTO GREEN®** version saves even more water with a flow rate of 1.9 l/min.



PRESTO NEO® DUO

Timed-flow washbasin tap with ergonomic lever.



CONTROLLED WATER CONSUMPTION

PRESTO is a world leader in sustainable solutions for controlling water consumption in the washrooms of public buildings. PRESTO innovates and develops timed-flow technologies that reduce water consumption and encourage responsible water use to prevent waste.

Our products are available with three technologies:

- **mechanical:** water shut-off without pressure from the user;
- **sensitive:** activation by a simple touch on the button (Start / Stop function);
- **contactless:** water flow is activated without touching the tap and stops automatically

Our electronic sensor taps allow hands-free water flow detection for optimal hygiene. The tap delivers the right amount of water needed for each use, preventing unnecessary waste.

We are committed to the entire life cycle of our mechanical and electronic taps, as demonstrated through our Environmental and Health Declaration Forms (FDES).



PRESTO NEO®

The simple mechanical timed-flow washbasin tap for saving water. Using 0.7 l water with a time-flow of 7 seconds (PRESTO GREEN®) by a flow rate of 3 l/min.

A DAY TO CELEBRATE WATER

World Water Day is a day dedicated to raising awareness about the sustainable management of water resources.

Established by the UN in 1992, it highlights a specific aspect of freshwater every year. It is celebrated annually on the 22nd of March. An interesting event to build on within schools!



Info and advice on our social media to save water #SAVEWATER

THE EXPERIENCE

ADAPTING USE FOR ALL AGES

Washing your hands, going to the toilet... School is a place of learning at all levels. It must provide appropriate, safe facilities that encourage pupils to develop their independence, but also respect their privacy.

- solutions that encourage children to adopt good habits;
- sanitary facilities adapted to the size and motor skills of the users;
- specialised equipment for people with reduced mobility (PRM);
- facilities designed for the comfort of caregivers.

Approximately **50 cm** for nursery school
65 cm for middle section pupils
80 cm for lost year nursery pupils


IS THE CORRECT HEIGHT OF WASHBASINS according to the age of the children.

(depending on local building standards/ refer to specific building regulations or guidelines in your region)



PRESTO NEO® DUO

Timed-flow washbasin tap, with smooth manual activation by ergonomic lever, is suitable for children and PRM. It can be customised (raspberry, anise green or grey lever).



60311
Grab bars and handrails for PRM.

PRESTO 1000 XL
Mechanical timed-flow flush valve with easy triggering by light press on the cover.



SANITARY FACILITIES ADAPTED TO DIFFERENT NEEDS AND LEVELS OF AUTONOMY

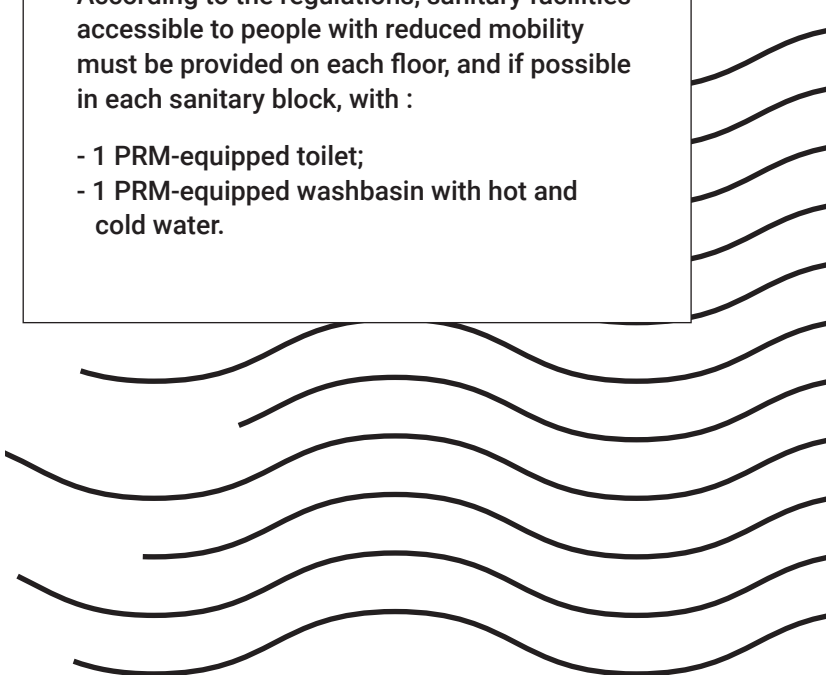
PRESTO has developed a complete range of ergonomic and comfortable products for everyone:

- our **products are intuitive to use, easy to activate**, and comfortable to use for all ages and for people with reduced mobility;
- our products are designed with the **needs of caregivers** in mind, as they help the youngest children to potty-train;
- we offer colourful products which **encourage children to wash their hands**; like the PRESTO NEO® DUO range;
- we also provide product ranges for **science classrooms and laboratories**.

MORE INCLUSIVE WASHROOMS

According to the regulations, sanitary facilities accessible to people with reduced mobility must be provided on each floor, and if possible in each sanitary block, with :

- 1 PRM-equipped toilet;
- 1 PRM-equipped washbasin with hot and cold water.



Infos and advice on our social media to select the equipments of your sanitary facilities



MAINTENANCE

PROMOTING CLEANLINESS AND SUSTAINABILITY OF FACILITIES

In all schools and universities, school heads are subject to strict hygiene regulations, for which they are responsible:

- severe budgetary constraints ;
- the need to maintain a good public image;
- consideration for the comfort of students and staff;
- permanent access to sanitary facilities and rapid response from the technical centre must be guaranteed.

**81 % OF CHILDREN SOMETIMES
AVOID GOING TO THE RESTROOM
during their school day, due to fear
of dirt, lack of privacy or safety.**

Source: Harris interactive survey - 2019



DL 400 SE

The mechanical timed-flow shower tap is NF/I certified and sustainable.






LONG-LASTING INSTALLATIONS

PRESTO has always been committed to the fight against programmed obsolescence. Product durability is continuously improved and maintenance is optimised:

- our products **are easy and natural to maintain:** the chrome-plated coating must only be cleaned with soapy water. **Abrasive, acid, alkaline or ammonia-based household products are prohibited;**
- we check products at every stage of design and manufacturing. To ensure the resistance of our mechanical valves, we carry out **endurance tests at more than 500,000 operations ;**
- our products **are guaranteed for 10 years ;**
- **the bleed spring (exclusive Presto patent) is a key element of the self-cleaning mechanism** that guarantees a constant flow.
- **we provide training for technical teams** so that they are able to take measures for the maintenance of our products;
- our products are **reparable with spare parts** available for at least 10 years across more than 900 references;
- we provide:
 - maintenance videos on YouTube:** @GroupePresto;
 - an application to help you to select spare parts,** available on Google Play or App Store: LES ROBINETS PRESTO.



PRESTO 7100 XL N

The sensor and mechanical timed-flow flush valve, with automatic detection of small or large volumes and optimum reparability index.



PROPER INSTALLATION





To facilitate maintenance and intervention by technical teams, and to increase the durability of the installations, it is recommended to design the sanitary facilities directly behind the technical gallery!










Infos and advice on our social media to improve maintenance of your sanitary facilities

SELECTION FOR ALL EDUCATIONAL ESTABLISHMENTS




Adult toilets

	Reference	Designation	Power supply	Flow rate/Volume Flow time	Connection
WASHBASIN	 57106 PRESTO LINEA®	Sensor mixer tap, wall-mounted, cross partition	Battery	3 l/min	Ø 3/8"
URINAL	 55370 SENSAO® 8400 N	Sensor timed-flow valve, exposed, in-line inlet	Battery	8 l/min (with flow regulator) or 20 l/min - 6 s	Ø 1/2"
FLUSH / WC	 14300SB PRESTO 1000 XL E DVA	Mechanical timed-flow valve, concealed, rimless bowls, S®	-	3-6 l	Ø 3/4"
	 18460SB PRESTO MOUNTING FRAME 1000 XL E DVA	Self-supporting mounting frame for direct flush, rimless bowls, S®	-	3-6 l	Ø 3/4"




















PRM toilets

	Reference	Designation	Power supply	Flow rate/Volume Flow time	Connection
WASHBASIN	 57280 PRESTO LINEA® TOUCH®	Sensitive timed-flow mixer, deck-mounted	Battery	1.9 l/min - 7 s	Ø 3/8"
	 60001	Ergonomic washbasin with flexible drain	-	-	-
FLUSH / WC	 18605	Self-supporting mounting with cistern and offset pneumatic control	-	3-6 l	Ø 1/2"
	 60118	Toilet seat for long bowl	-	-	-
	together with  60107	Suspended long ergonomic toilet bowl toilet bowl, lg 700 mm	-	-	-
	 60324	135° angled rail, Ø 32 mm	-	-	-
	 60326	Foldaway rail, Ø 32 mm	-	-	-
	 60311	Straight rail, Ø 32 mm	-	-	-

Classrooms (workshops)

	Reference	Designation	Power supply	Flow rate/Volume Flow time	Connection
WASHBASIN	 66005 PRESTO NEO®	Single mechanical timed-flow mixer, cold water, deck-mounted, NF	-	3 l/min - 7 s (PRESTOGREEN®)	Ø 1/2"
	 66045 PRESTO NEO®	Single mechanical timed-flow tap, hot water, wall-mounted, NF	-	3 l/min - 7 s (PRESTOGREEN®)-	Ø 1/2"
	 35302 PRESTO 3500	One-piece timed-flow mixer, wall-mounted	-	5 l/min - 15 s	Span 150 mm Ø 1/2" - Ø 3/4"



Household local

	Reference	Designation	Power supply	Flow rate/Volume Flow time	Connection
SINK	 35302 PRESTO 3500	One-piece timed-flow mixer, wall-mounted	-	5 l/min -15 s	Span 150 mm Ø 1/2"- Ø 3/4"
Accessories					
WASHBASIN	 37906 PRESTO 915	Soap dispenser tap with omnidirectional lever	-	-	Ø 1/2"
	 60632 SOAP DISPENSER	Mechanical, control window	-	0,8 l	-
	 60380 SOAP DISPENSER LINEA®	Sensor liquid soap or foam dispenser, cross partition	Mains	1 l	-
	 60560 HAND TOWEL DISPENSER	Dispenser for hand towels, Z or C shape	-	-	-
	 60362 E-DRY	Automatic wall-mounted hand dryer with absorbent ceramic	Mains	-	-
URINAL	 39102	Right-angled siphon	-	-	-
FLUSH / WC	 60628	Wall-mounted waste bin	-	7 l	-
	 60553	Toilet paper dispenser for paper reel	-	-	-
	 60355	Single-headed peg	-	-	-
	 60550	Complete toilet brush holder	-	-	-
SHOWER	 91037	Shower gel/soap holder	-	-	-
	 75303	Wall-mounted handheld shower holder	-	-	-
	 75415	Flexible hose lg 1500 mm	-	-	Ø 1/2"
	together with  75279 SHOWER	Handheld shower, rain spray	-	-	Ø 1/2"
	 60568	Anti-stagnation connector	-	-	Ø 1/2"
	 60476	Floor siphon, adjustable height, vertical outlet	-	48 l/min	-
	 29006 THERMOSTATIC REGULATOR	Thermostatic safety regulator with internal temperature limiter from 20 to 65°C	-	4-43 l/min at 3 bar	Inlets and outlets Ø 1/2"
 84006 PRESTOTHERM 55 L	Centralised mixing valve	-	5-55 l/min at 3 bar	Inlets and outlets Ø 3/4"	

SELECTION FOR ALL EDUCATIONAL ESTABLISHMENTS

Nurse's office






WASHBASIN

	Reference	Designation	Power supply	Flow rate/Volume Flow time	Connection
 together with 	30315 SPOUT	Long tube spout, projection 200 mm	-	-	Ø 1/2"
	52503 MODULAR DETECTION	Sensor timed-flow tap, long partition wall	Mains	3 l/min	Ø 1/2"

NURSERY AND PRIMARY SCHOOL SELECTION

Pupils toilets

WASHBASIN
URINAL

	Reference	Designation	Power supply	Flow rate/Volume Flow time	Connection
	64735 PRESTO NEO® DUO	Single mechanical timed-flow tap, wall-mounted, NF/I Lever also available in anise green or grey	-	1.9 l/min (PRESTO GREEN®) Double 7/11 s	Ø 1/2"
	31707 PRESTO 12 NEO®	Mechanical timed-flow tap, right-angled inlet, exposed	-	9 l/min - 6 s	Ø 1/2"
	12011 PRESTO EYREM	Mechanical timed-flow tap, right-angled inlet, exposed	-	9 l - 7/9 s	G 1 1/4
	14914 FLUSH KIT PRESTO 1000 XL	Mechanical timed-flow tap, exposed	-	6-9 l - 6/9 s	Ø 3/4"
	74050 SANIFIRST - MASTERMIX®	Thermostatic mixer, long downward lever, outlet downward	-	6, 9 or 12 l/min	Ø 1/2" - Ø 3/4"

FLUSH / WC

SHOWER

Playground



WASHBASIN

	Reference	Designation	Power supply	Flow rate/Volume Flow time	Connection
	33902 PRESTO 504	Single timed-flow tap, wall-mounted, frost-proof, S®	-	3 l/min - 15 s	Ø 1/2"

HIGH SCHOOL | COLLEGE | UNIVERSITY SELECTION





Sports hall and Physical Education rooms

SHOWER

	Reference	Designation	Power supply	Flow rate/Volume Flow time	Connection
	27400 DL 400 SE®	Mechanical timed-flow tap, exposed, NF/I, S®	-	6-8 l/min - 20/35 s	Ø 1/2"
	27472 DL 400 E-SENSOR	Sensor timed-flow tap, contactless	Battery	6-8 l/min - 30 s Flow time can be set by PRESTOCOM®	Ø 1/2"

COLLEGE SELECTION

Student toilets

	Reference	Designation	Power supply	Flow rate/Volume Flow time	Connection
WASHBASIN	 66210 PRESTO NEO®	Single mechanical timed-flow tap, cold water, wall-mounted, projection 95 mm, S®.	-	3 l/min - 15 s	Ø 1/2"
	 28619 PRESTO 4000S®	Mechanical single control mixer, timed-flow, deck-mounted	-	1.9 l/min (PRESTOGREEN®) - 15 s	Ø 3/8"
URINAL	 55371 SENSAO® 8400 N	Sensor timed-flow valve, exposed, right-angled inlet	Battery	8 l/min (with flow regulator) or 20 l/min - 6 s	Ø 1/2"
	 52454 CEILING DETECTION	Sensor tap for suspended ceilings, contactless, for 2 to 4 urinals	Mains	104 l/min - 7 s	Ø 3/4"
	 38336 PRESTO 120	Mechanical timed-flow tap, concealed	-	5 l/min - 6 s	Ø 1/2"
	 55444 SENSAO® 8100N	Sensor timed-flow tap, contactless, concealed	Mains	8 l/min (with flow regulator) or 20 l/ min - 6 s	Ø 1/2"
FLUSH / WC	 13935 FLUSH KIT PRESTO ECLAIR XL	Mechanical timed-flow tap, exposed	-	9 l/min - 7/9 s	G 1 1/4"
	 55418SB PRESTO 7100 XL N ECO	Sensor and mechanical timed-flow tap with push button, concealed, rimless bowls, S®	Mains	(PRESTOGREEN®) 2-4 l - 4 s	Ø 3/4"
	 18506SB MOUNTING FRAME PRESTO 7000 XL	Self-supporting mounting frame for direct flush, rimless bowls, S®	Mains	2-4 l	Ø 3/4"
	 14251SB PRESTO 1000 XL E	Mechanical timed-flow tap, mechanical, concealed, rimless bowls	-	6-9 l - 6-9 s	Ø 3/4"
	 18547SB MOUNTING FRAME PRESTO 1000 XL E DVA	Self-supporting mounting frame, rimless bowls, S®	-	6-9 l	Ø 3/4"

Science room and laboratory

Reference	Designation
 721071 FIRST LABO	Candlestick with one tap, deck-mounted, fluid drinking water
 721201 FIRST LABO	Singel hole mixer with two taps, deck-mounted, fluid drinking water
 721151 FIRST LABO	Column with one tap, deck-mounted, fluid drinking water
 726032 FIRST LABO	Single tap, wall-mounted, fluid compressed air
 725042 FIRST LABO	Single tap, wall-mounted, fluid vacuum
 726052 FIRST LABO	Deck-mounted nozzle, fluid nitrogen
 727013 FIRST LABO	Panel-mounted valve, remote control, fluid nitrogen
 727063 FIRST LABO	Telescopic rod tap, fluid nitrogen

CONTACT

Request for documentation
Sales Administration
Order tracking
Price offer
Tel. : +33 (0)1 46 12 34 56
Fax : +33 (0)1 47 35 69 82
Email : adv.export@presto.fr

TECHNICAL SUPPORT

Tel. : +33 (0)1 46 12 34 56
Email : assistancetechnique@presto-group.com

DOWNLOAD CENTER

Technical data, layouts, tenders, photos
www.prestodatashare.com

VIRTUAL SHOWROOM

www.presto.fr/en/company/showroom

PRESTO equips
public areas, some of which are
sensitive, with the most ecological
and economical French tapware.

PRESTO®
loves water

PRESTO



LES ROBINETS PRESTO S.A.

7, RUE RACINE
92542 MONTROUGE CEDEX – FRANCE
Tel. : +33 (0)1 46 12 34 56
Fax : +33 (0)1 47 35 69 82
Email : adv.export@presto.fr
www.presto.fr/en | www.presto-group.com |
www.prestodatashare.com | www.prestobim.com

PRESTO MIDDLE EAST / DMCC

GABC 10TH FLOOR, SWISS TOWER, CLUSTER Y
JLT PO BOX 643718 DUBAI
UNITED ARAB EMIRATES
Tel. : +971 (0) 52 79 32 409
Email : d.heyberger@presto.fr
www.presto-group.com | www.presto-me.com
www.prestodatashare.com | www.prestobim.com

[presto_group](#) 

Les Robinets PRESTO 

[presto_robinets](#) 

Presto Robinets 

[@GroupePresto](#) 